


Reusable Pad Care Instructions



1



Soak your soiled pads in cold water, soiled side down, as soon as possible. Soak for at least 30 minutes to prevent stains. Avoid using hot water as it sets the stains.

2




Rinse your pad with cold water until the water runs clear.

3

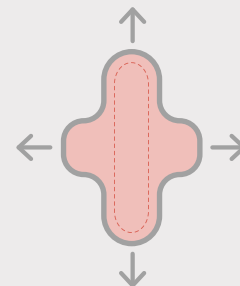


Wash your pads by hand, rubbing the fabric against itself to clean. Do not use a brush, as this might damage the fabric.



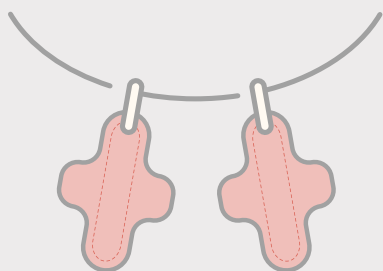
You may also wash the pads with other laundry in a washing machine with max 40°C water. Avoid using fabric softeners, as these products will reduce the absorbency of your pad.

4



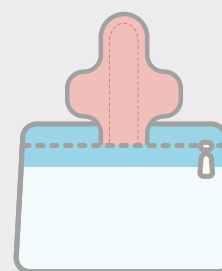
Pull to shape the pad and to reduce shrinkage. Make sure it is flat.

5



Dry the pad on a clothesline or clothesrack. It is not advisable to dry in a drying machine due to the construction and potential to misshape the pads. Make sure the pads dry thoroughly and quickly.

Reminder



If you are going out, remember to bring a leak-proof pouch/bag with you to carry used pads home until they can be washed.